



District Report Card: 2017


State: Chhattisgarh	District: Surajpur
Class: 5	Subject: Language
Schools: 61	Students: 764


Participation/Coverage


Students

GENDER 	Boys		Girls	
	Number	%	Number	%
	356	46.60	408	53.40

AREA 	Rural		Urban	
	Number	%	Number	%
	764	100.00	0	0.00

CATEGORY 	SC		ST		OBC		GEN	
	Number	%	Number	%	Number	%	Number	%
	64	8.38	417	54.58	259	33.90	24	3.14

CWSN 	LD	VI	HI	S&LD	ID	Oth
	3	1	0	1	2	5

Management 	Government		Government-aided	
	Number	%	Number	%
	754	98.69	10	1.31

Average Performance of Students in Language (%)

Overall	Gender		Area		Management		Social Group			
	Male	Female	Rural	Urban	Govt.	Aided	SC	ST	OBC	GEN
64.01	64.06	63.97	64.01	0.00	63.76	83.33	63.23	64.57	63.47	62.22

Performance on Learning Outcomes (LOs)

Learning Outcomes	Description	Average Performance(%)
L504	Reads and comprehends independently storybooks, news items/ headlines, advertisements etc.	59.63
L508	Reads text with comprehension, locates details and sequence of events	66.20

Range of Performance of Students who Answered Correctly							
Below 30%		30% - 50%		50% - 75%		Above 75%	
Number	%	Number	%	Number	%	Number	%
61	7.98	139	18.19	327	42.80	237	31.02

Lowest Performing Learning Outcomes (LOs)

- 1 - Reads and comprehends independently storybooks, news items/ headlines, advertisements etc. (59.63)
- 2 - Reads text with comprehension, locates details and sequence of events (66.20)